



# IPE-4

## IR Port Expander

### Quick Reference Guide

## Installation & Operation

The IPE-4 IR port expander, when used with RTI control processors, provides unsurpassed infrared expansion. With sturdy steel construction, the IPE-4 is compatible with most industry-standard IR emitters, and is designed to function without a power supply. A three (3) foot cable for connection to RTI processors is included.

**NOTE:**


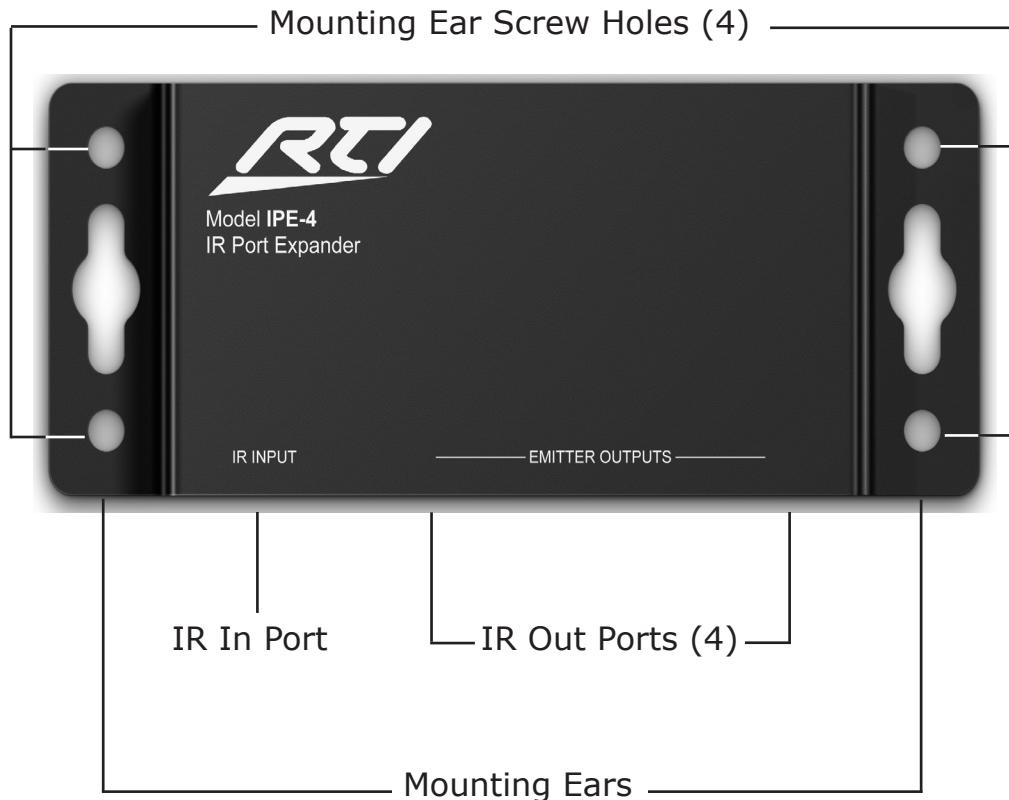
- All four (4) IR output ports may not be usable if dual or flashing emitters are used.
- The IR output level on the RTI processor IR port should be set to maximum.
- Simultaneously connecting different types or brands of IR emitters to the IPE-4 output ports is not recommended. Use of same-brand emitters is recommended.

## Mounting

The IPE-4 can be wall mounted (details below) or free standing.

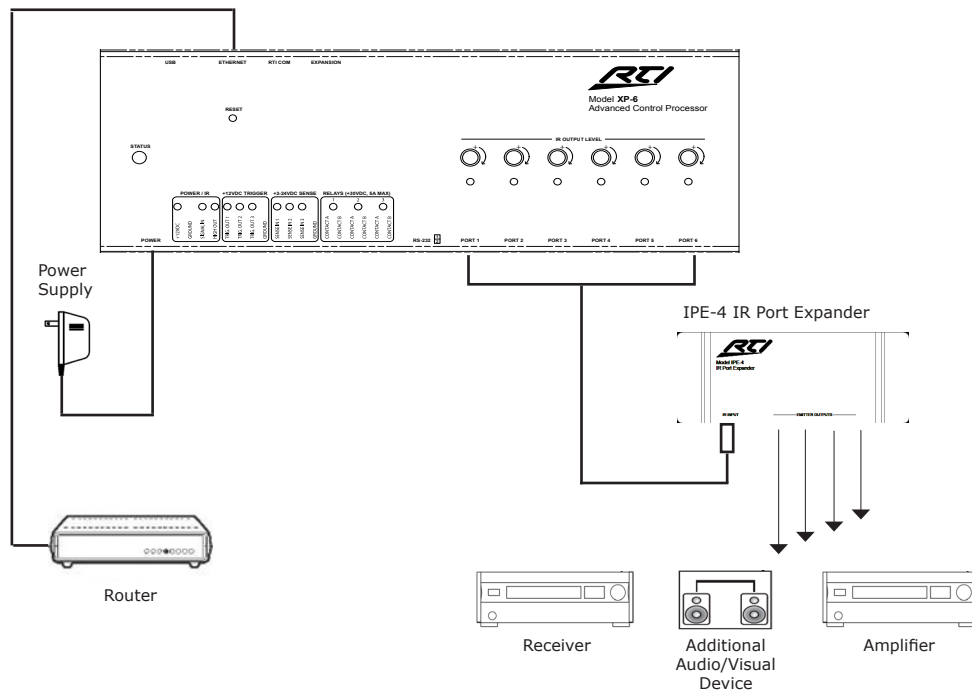
### Mounting Instructions

- 1 Level and anchor the IPE-4 to desired wall, shelf, or cabinet by aligning the four (4) #10-32 3/4" flathead screws (included) with the screw holes located on the front of the IPE-4 mounting ears and securely fastening each screw.
- 2 When mounting the IPE-4, be certain to choose a safe location (e.g. away from electrical junction boxes, circuit breakers, wet locations, etc.)



## Connection Options

The following diagram shows just one of the many possible configurations. In this example, the IPE-4 is connected to an RTI control processor (the XP-6 processor is shown here).



## Service & Support

If you are encountering any problems or have a question about your RTI product, please contact RTI Technical Support for assistance (see the Contacting RTI section of this guide for contact details).

RTI provides technical support by telephone, fax or e-mail. For the highest quality service, please have the following information ready, or provide it in your fax or e-mail.

- Your Name
- Company Name
- Telephone Number
- E-mail Address
- Product model and serial number (if applicable)

If you are having a problem with hardware, please note the equipment in your system, a description of the problem, and any troubleshooting you have already tried.

If you are having a problem with software, please note what version you have installed, the operating system on your PC, a description of the problem, and any troubleshooting you have already tried. If you are calling about a software or programming question or problem, please be at your computer when you place your call. This will considerably speed up the troubleshooting process.

**Please do not return products to RTI without return authorization.**

## Safety Suggestions

**Read and Follow Instructions.** Read all safety and operating instructions before operating the unit.

**Retain Instructions.** Keep the safety and operating instructions for future reference.

**Heed Warnings.** Adhere to all warnings on the unit and in the operating instructions.

**Heat.** Keep the unit away from heat sources such as radiators, heat registers, stoves, etc., including amplifiers that produce heat.

**Water and Moisture.** Do not use the unit near water—for example, near a sink, in a wet basement, near a swimming pool, near an open window, etc.

**Object and Liquid Entry.** Do not allow objects to fall or liquids to be spilled into the enclosure through openings.

**Servicing.** Do not attempt any service beyond that described in the operating instructions. Refer all other service needs to qualified service personnel.

**Damage Requiring Service.** The unit should be serviced by qualified service personnel when:

- Objects have fallen or liquid has been spilled into the unit.
- The unit has been exposed to rain.
- The unit does not appear to operate normally or exhibits a marked change in performance.
- The unit has been dropped or the enclosure has been damaged.



## Limited Warranty

RTI warrants its products for a period of one (1) year (90 days only for included battery packs); or for a period of time compliant with local laws when applicable from the date of purchase from RTI or an authorized RTI distributor.

This warranty may be enforced by the original purchaser and subsequent owners during the warranty period, so long as the original dated sales receipt or other proof of warranty coverage is presented when warranty service is required.

Except as specified below, this warranty covers all defects in material and workmanship in this product. The following are not covered by the warranty:

Damage resulting from:

1. Accident, misuse, abuse, or neglect.
2. Failure to follow instructions contained in this Guide.
3. Repair or attempted repair by anyone other than Remote Technologies Incorporated.
4. Failure to perform recommended periodic maintenance.
5. Causes other than product defects, including lack of skill, competence or experience of user.
6. Shipment of this product (claims must be made to the carrier).
7. Being altered or which the serial number has been defaced, modified or removed.

## Contacting RTI

For news about the latest updates, new product information, and new accessories, please visit our web site at:

[www.rticorp.com](http://www.rticorp.com)

For general information, you can contact RTI at:

Remote Technologies Incorporated  
5775 12th Ave. E Suite 180  
Shakopee, MN 55379  
Tel. (952) 253-3100  
Fax (952) 253-3131  
[info@rticorp.com](mailto:info@rticorp.com)