


The NHD-000-RACK is a 5U rack mount that provides a clean installation for up to 12 NetworkHD™ 100/200 series transmitters. Mounting brackets for NHD-000-CTL NetworkHD controller and an ENA-MINI-010 Enado mini IP Controller are also included allowing for all required devices to be installed in a single location.

 WyreStorm recommends reading through this document in its entirety to become familiar with the product's features prior to starting the installation process.

**In the Box**

- 1x NHD-000-RACK Chassis
- 2x Rack Mount Brackets
- 10x NetworkHD 100/200 series Transmitter Mounting Plates
- 1x NetworkHD 100/200 series Controller Mounting Plates
- 1x Enado Mini Controller Mounting Plate
- 4x Blank Plates
- Assorted Screws to Attach Rack Mount Brackets and Mounting Plates

**Dimensions and Weight**


Height	8.7 in / 221.1 mm
Width	19.0 in / 482.6 mm
Depth	4.7 in / 120.0 mm
Weight	1.85 kg / 4.0 lbs

**Installation**

**Installing the Chassis in a Rack Enclosure**

If placing the NHD-000-RACK on a shelf or table, skip to **Installing the Devices into the Chassis**

1. Attach the rack ears to both sides of the chassis using the supplied screws.
2. Position and install the assembly into the rack and secure with rack screws (not supplied).

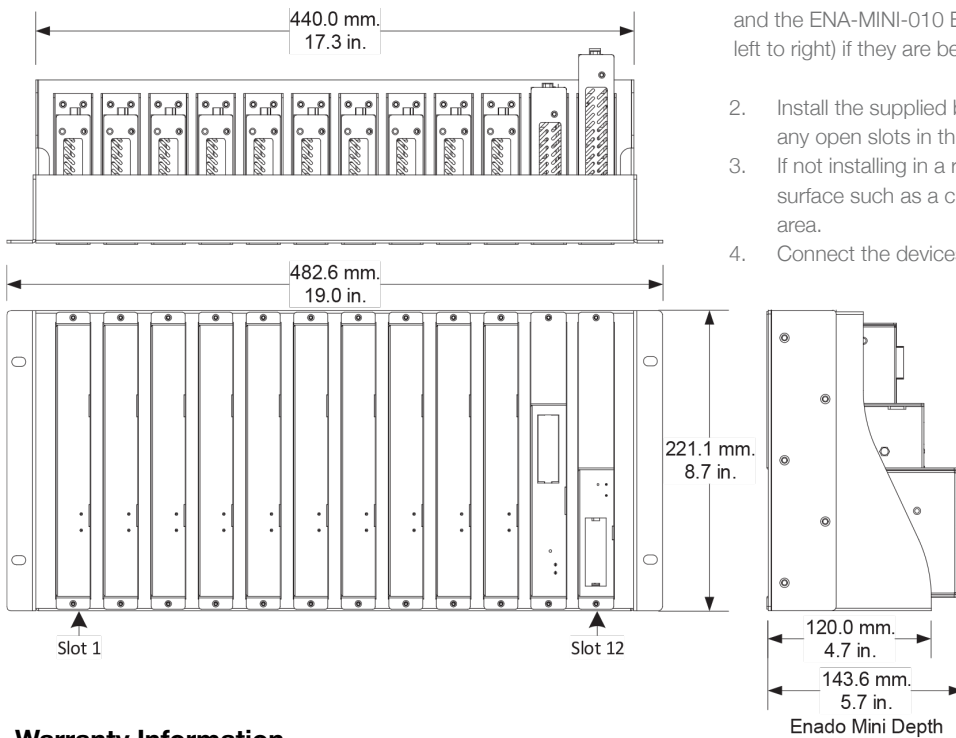
 **Tip:** To keep the installed devices within operating temperature, do not position the NHD-000-RACK directly above heat generating devices such as amplifiers.

**Installing the Devices into the Chassis**

1. Install the devices into the chassis using the supplied screws and mounting plates.

**IMPORTANT!** The NHD-000-CTL controller must be installed in slot 12 and the ENA-MINI-010 Enado Mini IP controller installed in slot 11 (from left to right) if they are being used.

2. Install the supplied blank plates using the supplied screws to cover any open slots in the chassis.
3. If not installing in a rack, place the assembled chassis on a solid flat surface such as a cabinet or shelf located in a dry, well ventilated area.
4. Connect the devices per their specific documentation.



**Warranty Information**

This product is covered by a 2 year limited parts and labor warranty. During this period there will be no charge for unit repair, component replacement or complete product replacement in the event of malfunction. The decision to repair or replace will be made by the manufacturer. This limited warranty only covers defects in materials or workmanship and excludes normal wear and tear or cosmetic damage.

Visit the product page located at [wyrestorm.com](http://wyrestorm.com) for additional information on this product including important technical information not provided in this document and warranty terms & conditions.

